


Koniec

Start

Spójrz na obrazki. Powiedz, jakie figury geometryczne przypominają?
Odpowiedz na pytania nauczyciela.




Spójrz na obrazki. Powiedz, jakie figury geometryczne przypominają?
Odpowiedz na pytania nauczyciela.

Koniec

Start



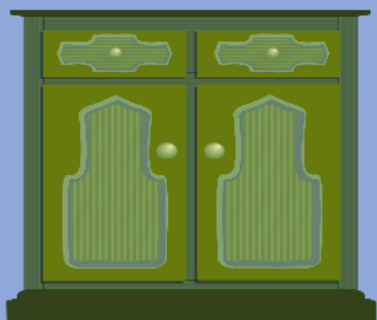

Spójrz na obrazki. Powiedz, jakie figury geometryczne przypominają?
Odpowiedz na pytania nauczyciela.










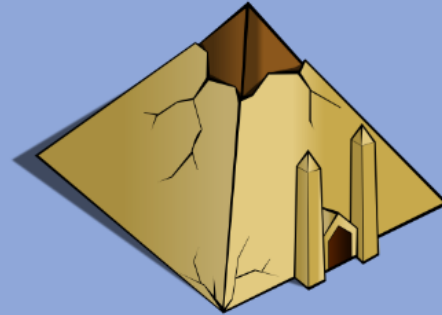
The image features a light gray background with a faint, repeating pattern of flowchart elements, including rectangles, diamonds, and circles connected by lines. A large, thick blue circle is centered on the page. Inside this circle, the word "Start" is written in a large, black, sans-serif font. A horizontal blue line extends from the right side of the circle towards the edge of the image.

Start









The background of the slide features a faint, repeating pattern of flowcharts. These flowcharts consist of various shapes including rectangles, diamonds, and ovals, connected by arrows, suggesting a process or algorithm. Overlaid on the left and right sides of the slide are large, thick blue square brackets, one on each side, framing the central text.

Koniec

Koniec

Start

Spójrz na obrazki. Powiedz, jakie figury geometryczne przypominają?
Odpowiedz na pytania nauczyciela.

